

TimeWise Repair™ Application Tips

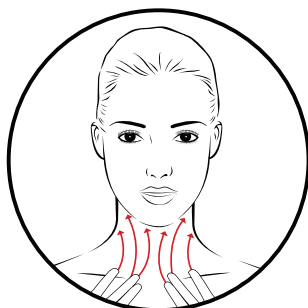
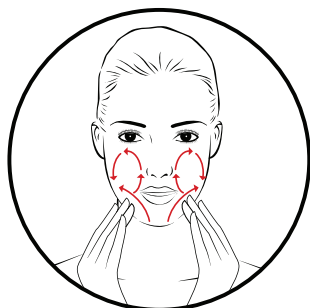
TimeWise Repair™ Volu-Firm™ Foaming Cleanser:

Use morning and night. Place a small amount of foaming cleanser in the hand and mix with water to activate foam. Apply the foaming cleanser to the face and neck, avoiding the eye area. Rinse and remove with warm water or a warm wet cloth.



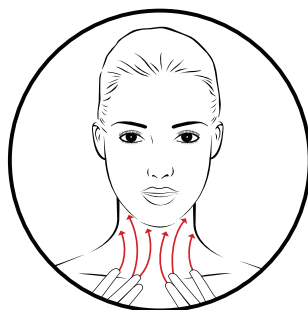
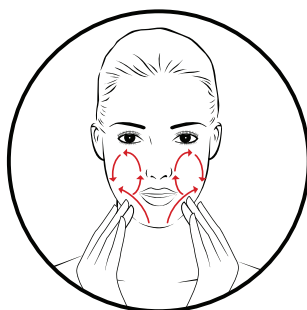
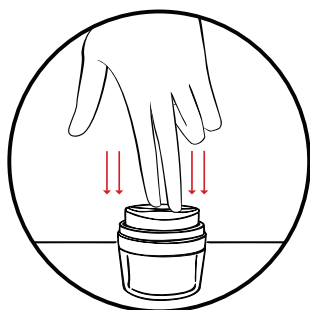
TimeWise Repair™ Volu-Firm™ Lifting Serum:

Use morning and night. Dispense serum onto fingertips. Apply liberally starting at the center of the face, moving upward and outward in a sweeping motion. Using an additional pump of serum, follow with the neck area. Using alternating hands, start at the base of the neck and move upward and outward toward the jawline.



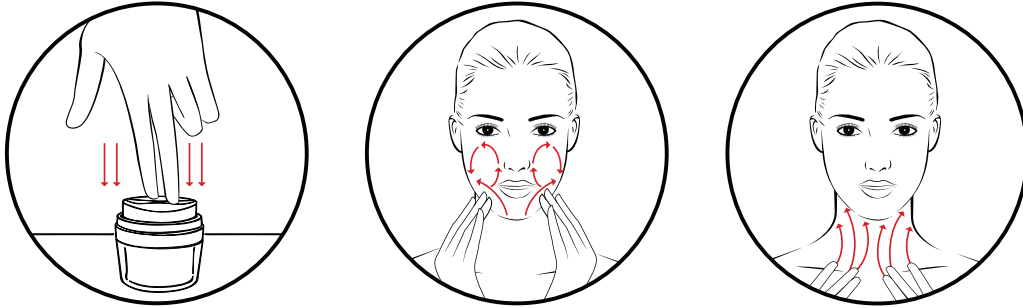
TimeWise Repair™ Volu-Firm™ Day Cream Sunscreen Broad Spectrum SPF 30* :

Using index and middle fingers, press gently onto the two indentions on the top of the jar to dispense the product. Apply liberally, starting in the center of the face near the nose, moving upward and outward in a sweeping motion. Using an additional pump, follow with the neck area. Using alternating hands, start at the base of the neck and move upward and outward.



TimeWise Repair™ Volu-Firm™ Night Treatment with Retinol:

Using index and middle fingers, press gently onto the two indentions on the top of the jar to dispense the product. Apply liberally, starting in the center of the face near the nose, moving upward and outward in a sweeping motion. Using an additional pump, follow with the neck area. Using alternating hands, start at the base of the neck and move upward and outward.



TimeWise Repair™ Volu-Firm™ Eye Renewal Cream:

Use morning and night. Using the special Zamac metal tip as the applicator, squeeze out a small amount of product onto the tip. Avoiding the inner corner of the eye, apply directly to the under eye area closest to the nose with a sweeping, outward motion. Lift and repeat.

Also, gently apply on the upper eyelid area using the same technique. To help relieve under eye puffiness, with one sweep, gently massage the product onto the skin in an outward circular motion, moving from the area closest to the nose and outward. Repeat on the other eye.

